



# TEXCAN

A Sonepar Company

# SAFETY CABLE CATALOGUE

# Wire & Cable Specialists

## Our Commitment

Our commitment to our customers is simple - **we deliver even when others can't.**

As one of Canada's largest wire, cable and data communication distributors for over 40 years, Texcan supplies solutions for automotive, power distribution, control, industrial automation, commercial, residential, premise wiring and networking applications. Our commitment to superior customer service is the number one reason customers keep coming back.

Our parent company, Sonepar, is a major global electrical distributor, with divisions in 44 countries, 5 continents, over 46,000 associates and 2,800 branches.

## Dedicated to Our Customers

Texcan understands that business is done between people. We consider a job finished when the customer is completely satisfied. This approach highlights our commitment to quality and our high level of customer service. This winning combination focuses on a personalized approach to our customers.

## Product Expertise and Specialized Services

Texcan has five stocking locations in Western Canada. With over 200 employees, Texcan is able to provide product application expertise,

specialized technical assistance and superior sales service to meet our customers' needs.

We constantly strive to bring value to our customers. We provide:

- An extensive range of stock wire products
- Computerized order processing
- Regionalized bar coded warehousing
- Competitive pricing
- Inventory tracking technology
- JIT inventory

## Strategic Partnerships

Texcan has worked hard to develop partnerships with customers and vendors and continues to be committed to developing such strategic alliances. These partnerships provide Texcan with a successful and proven record with some of the largest customers in the pulp and paper, mining, petrochemical, transportation, and communication industries.

Thanks to our relationships with key vendors such as: Prysmian Group, Southwire, Belden, Nexans, Northern Cables, Deca Cables, Marmon Electrical, CMP, and PTI Cables Inc., Texcan is able to offer its customers a diverse selection of quality products. We are confident we can continue to be your successful partner now and in the future.

## Over 40 Years of Service



# Table of Contents

	Page No.
Security Cable	4
Fire Alarm Cable Non-Shielded Non Armoured FT4	5
Fire Alarm Cable Non-Shielded/Shielded Non Armoured FT6	6
Fire Alarm Cable Shielded Non Armoured	7
Fire Alarm Cable Non-Shielded Unjacketed Armoured	8
Fire Alarm Cable Shielded Unjacketed Armoured	9
Fire Alarm Cable Non-Shielded Armoured	10
Fire Alarm Cable Shielded Armoured	11
Vitalink 2000 Security Cable	12
Vitalink MC 2-Hour Fire Rated Cable	13-14
Vitalink TC/NCC Cable	15
Vitalink MC/NCC Cable	16
Technical Information - Metric Conversions	17

**To Place an Order** - For many of the products in the catalogue, you will find everything that you need to place an order. Should you need any assistance or require special orders, please contact your sales representative. A complete list of our sales offices can be found on the back cover of this catalogue.

## Introduction

Texcan carries a wide variety of security cable for various applications. Either your job requires a 2-hour fire rated cable

both copper and aluminum building wire. Our building wire is available in multiple colours and construction types. Designed for applications that may involve wet or dry locations, building wire comes in armoured and non-armoured versions. Texcan's wide array of building wire provides safety and efficiency when installing in commercial and retail establishments such as low and high-rise offices as well as residential housing or apartment buildings.



## Applications

Building wire is used to carry electricity into or within buildings and structures. It is utilized in the construction of most commercial, industrial and residential properties, including applications such as electrical wiring systems, power generators, motors and electrical lights.

As there are multiple building wire applications, there are also multiple building wire constructions. For example, ACWU and NMWU are well-suited for direct earth burial; however, ACWU wiring is also suitable for hazardous locations. Building wire is mainly used in power distribution applications, service entrance and branch circuit applications.

## Specifications

- CSA, FT4, FT6
- FAS105
- CUL CIC TC RW90
- ABS for Marine Shipboard
- Sunlight Resistant
- API 2218/UL1709 Rapid Rise 2000F
- CSA RC90
- 2HR Fire Rated Per ULC S139 with hose stream, horizontal and vertical applications
- CSA R90 FT4
- CUL CIC TC
- Third Party Fire Test (RCSS) IEC 60331 Modified 2000°F
- \* Refer to CE Code for details
- \* Specifications pertain to individual products

### CAUTION NOTICE

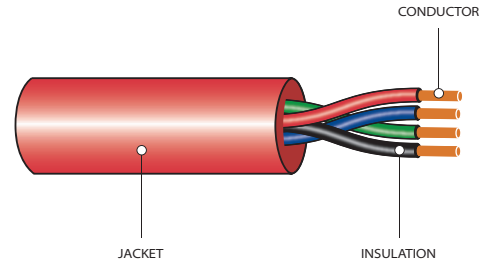
In case of fire, well maintained early warning smoke detectors will give an alarm long before non-metallic coverings become combustible. However, the Electrical and Electronic Manufacturers Association of Canada has suggested that all purchasers of PVC insulated / jacketed products be advised of the following:

- Non-metallic coverings of electrical cables can burn and may transmit fire when ignited.
- Burning non-metallic coverings may emit acid gases which are toxic and may generate dense smoke.
- Emission of acid gases may corrode metal in the vicinity e.g. sensitive instruments and reinforcing rods in cement.

The installer and/or user assumes all liability for the consequences of the installation and/or use of any of the products in violation of any applicable law, regulation, or code.

## Fire Alarm Cable Non-Shielded, Non-Armoured

PVC, FT4



### SPECIFICATIONS

- CSA, FT4
- FAS105

\*Refer to CE Code for details



### CONSTRUCTION

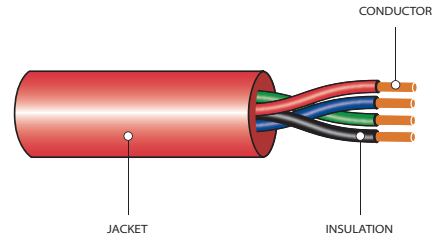
- Conductor:** Solid Bare Copper
- Insulation:** Polyvinyl Chloride (PVC)
- Outer Jacket Material:** Polyvinyl Chloride (PVC)
- Cable Temperature:** -20 °C TO 105°C
- Voltage:** 300V
- Options:** Other jacket colours, sizes and armours available upon request

Part Number	AWG Size	Number of Conductors	Stranding	Insulation Thickness (in.)	Approximate Diameter (in.)	Net Weight	
						LB/MFT	KG/KM
26313-02-030	18	2	Solid	0.015	0.209	27	40
26313-03-030	18	3	Solid	0.015	0.224	37	55
26313-04-030	18	4	Solid	0.015	0.238	45	67
26313-05-030	18	5	Solid	0.015	0.255	53	79
26313-06-030	18	6	Solid	0.015	0.271	61	91
26313-08-030	18	8	Solid	0.015	0.302	77	115
26313-09-030	18	9	Solid	0.015	0.316	83	123
26313-10-030	18	10	Solid	0.015	0.330	94	140
26313-11-030	18	11	Solid	0.015	0.340	99	147
26313-15-030	18	15	Solid	0.015	0.403	140	208
26313-20-030	18	20	Solid	0.015	0.454	181	269
26313-21-030	18	21	Solid	0.015	0.460	185	275
26313-30-030	18	30	Solid	0.015	0.535	257	382
26314-02-030	16	2	Solid	0.015	0.235	34	51
26314-03-030	16	3	Solid	0.015	0.251	44	65
26314-04-030	16	4	Solid	0.015	0.272	55	82
26314-05-030	16	5	Solid	0.015	0.294	69	103
26314-07-030	16	7	Solid	0.015	0.325	90	134
26315-02-030	14	2	Solid	0.015	0.264	46	68
26315-03-030	14	3	Solid	0.015	0.283	62	92
26315-04-030	14	4	Solid	0.015	0.308	79	118
26315-05-030	14	5	Solid	0.015	0.335	96	143

Note: All dimensions are nominal and are subject to normal manufacturing tolerance. Specifications are subject to change without prior notice.

Refer to CEC for Ampacity

## Fire Alarm Cable Non-Shielded, Non-Armoured Plenum, PVC, FT6



### SPECIFICATIONS

- CSA, FT6
- \*Refer to CE Code for details

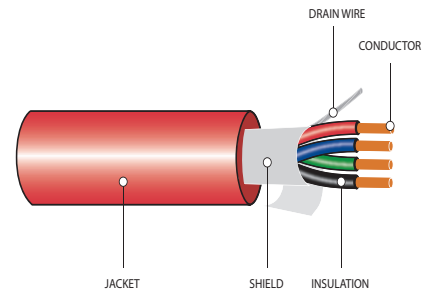


### CONSTRUCTION

- Conductor:** Solid Bare Copper
- Insulation:** Polyvinyl Chloride (PVC)
- Outer Jacket Material:** Polyvinyl Chloride (PVC)
- Cable Temperature:** 75°C
- Voltage:** 300V
- Options:** Other jacket colours, sizes and armours available upon request

Part Number	AWG Size	Number of Conductors	Stranding	Insulation Thickness (in.)	Approximate Diameter (in.)	Net Weight	
						LB/MFT	KG/KM
26317-02-030	18	2	Solid	0.008	0.008	16	24
26317-03-030	18	3	Solid	0.008	0.155	24	36
26317-04-030	18	4	Solid	0.008	0.175	29	43
26317-05-030	18	5	Solid	0.008	0.179	37	55
26317-06-030	18	6	Solid	0.008	0.194	44	65
26318-02-030	16	2	Solid	0.008	0.174	23	34
26318-03-030	16	3	Solid	0.008	0.178	32	48
26318-04-030	16	4	Solid	0.008	0.203	43	64

## Fire Alarm Cable Shielded, Non-Armoured Plenum, PVC, FT6



### SPECIFICATIONS

- CSA FT6
- \*Refer to CE Code for details

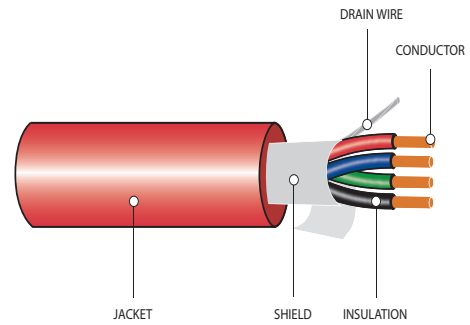


### CONSTRUCTION

- Conductor:** Solid Bare Copper
- Insulation:** Polyvinyl Chloride (PVC)
- Shield:** 100% Aluminum Foil Shield
- Outer Jacket Material:** Polyvinyl Chloride (PVC)
- Cable Temperature:** 75°C
- Voltage:** 300V
- Options:** Other jacket colours and sizes. Armour is available upon request.

Part Number	AWG Size	Number of Conductors	Stranding	Approximate Diameter (in.)	Insulation Thickness (in.)	Net Weight	
						LB/MFT	KG/KM
26327-05-030	18	5	Solid	0.008	0.181	40	60
26327-04-030	18	4	Solid	0.008	0.190	37	55
26327-03-030	18	3	Solid	0.008	0.157	26	39
26327-02-030	18	2	Solid	0.008	0.166	23	35
26328-02-030	16	2	Solid	0.008	0.169	26	38

## Fire Alarm Cable Shielded, Non-Armoured PVC, FT4



### SPECIFICATIONS

- CSA FT4
  - FAS 105
- \*Refer to CE Code for details



### CONSTRUCTION

- Conductor:** Solid Bare Copper
- Insulation:** Polyvinyl Chloride (PVC)
- Shield:** 100% Aluminum Foil Shield
- Outer Jacket Material:** Polyvinyl Chloride (PVC)
- Cable Temperature:** -20 °C TO 105°C
- Voltage:** 300V
- Options:** Other jacket colours and sizes. Armour is available upon request.

Part Number	AWG Size	No. of Conductors	Stranding	Insulation Thickness (in.)	Approximate Diameter (in.)	Net Weight	
						LB/MFT	KG/KM
26323-08-030	18	8	Solid	0.015	0.310	77	115
26323-05-030	18	5	Solid	0.015	0.255	56	83
26323-04-030	18	4	Solid	0.015	0.240	47	69
26323-03-030	18	3	Solid	0.015	0.226	40	59
26323-02-030	18	2	Solid	0.015	0.211	30	45
26324-05-030	16	5	Solid	0.015	0.282	90	134
26324-04-030	16	4	Solid	0.015	0.265	70	104
26324-03-030	16	3	Solid	0.015	0.247	61	90
26324-02-030	16	2	Solid	0.015	0.232	39	58
26325-04-030	14	4	Solid	0.015	0.308	75	112
26325-02-030	14	2	Solid	0.015	0.262	53	79

Note: All dimensions are nominal and are subject to normal manufacturing tolerance. Specifications are subject to change without prior notice.

Refer to CEC for Ampacity

## Fire Alarm Cable Non-Shielded, Unjacketed, Armoured PVC, AIA

### SPECIFICATIONS

- CSA FT4
- FAS 105

\*Refer to CE Code for details



### CONSTRUCTION

**Conductor:** Solid Bare Copper

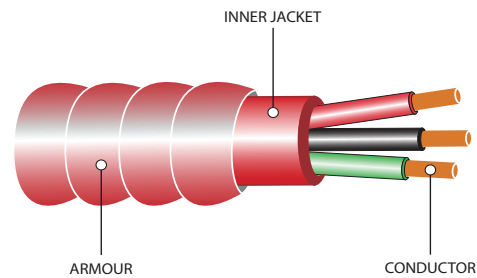
**Insulation:** Polyvinyl Chloride (PVC)

**Armour:** Red Dyed Aluminum Interlocked Armour (AIA)

**Cable Temperature:** -20 °C TO 105°C

**Voltage:** 300V

**Options:** Silver colour and non armoured or steel armour available upon request



Part Number	AWG Size	Number of Conductors	Stranding	Insulation Thickness (in.)	Approximate Diameter (in.)	Net Weight	
						LB/MFT	KG/KM
26313-03-035RED	18	3	Solid	0.015	0.415	74	110
26313-04-035RED	18	4	Solid	0.015	0.420	81	121
26313-05-035RED	18	5	Solid	0.015	0.449	104	155
26313-08-035RED	18	8	Solid	0.015	0.460	132	196
26314-03-035RED	16	3	Solid	0.015	0.410	74	110
26314-05-035RED	16	5	Solid	0.015	0.421	94	140
26315-03-035RED	14	3	Solid	0.015	0.483	114	170
26315-05-035RED	14	5	Solid	0.015	0.490	147	219

Note: All dimensions are nominal and are subject to normal manufacturing tolerance.  
Specifications are subject to change without prior notice.

Refer to CEC for Ampacity



## Fire Alarm Cable Shielded, Unjacketed, Armoured

PVC, AIA

### SPECIFICATIONS

- CSA FT4
- FAS 105



### CONSTRUCTION

**Conductor:** Solid Bare Copper

**Insulation:** Polyvinyl Chloride (PVC)

**Armour:** Aluminum Interlocked Armour (AIA)

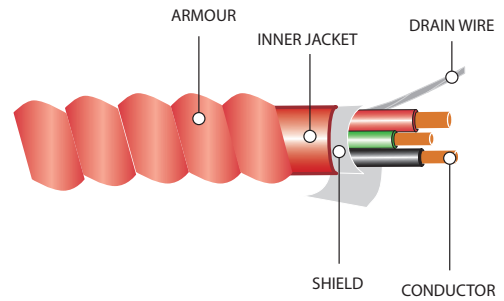
**Shield:** 100% Aluminum Foil Shield

**Drain Wire:** Solid Tinned Copper Drain

**Cable Temperature:** -20 °C TO 105°C

**Voltage:** 300V

**Options:** Silver colour and non armoured or steel armour available upon request



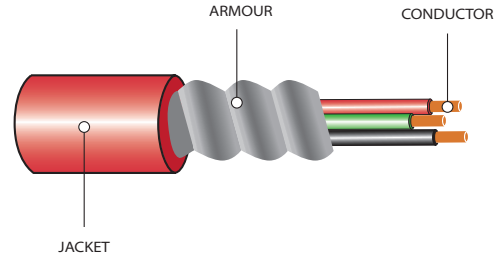
Part Number	AWG Size	No. of Conductors	Stranding	Insulation Thickness (in.)	Approximate Diameter (in.)	Net Weight	
						LB/MFT	KG/KM
26323-03-035RED	18	3	Solid	0.015	0.402	69	102
26323-05-035RED	18	5	Solid	0.015	0.450	70	105

Refer to CEC for Ampacity

Note: All dimensions are nominal and are subject to normal manufacturing tolerance.  
Specifications are subject to change without prior notice.

## Fire Alarm Cable Non-Shielded, Jacketed, Armoured

PVC, AIA/PVC



### SPECIFICATIONS

- CSA FT4
- FAS 105

\*Refer to CE Code for details



### CONSTRUCTION

**Conductor:** Solid Bare Copper

**Insulation:** Polyvinyl Chloride (PVC)

**Armour:** Flexible Aluminum Interlocked Armour (AIA)

**Outer Jacket Material:** Polyvinyl Chloride (PVC)

**Cable Temperature:** -20 °C TO 105°C

**Voltage:** 300V

**Options:** Non armoured or steel armour available upon request

Part Number	AWG Size	No. of Conductors	Stranding	Insulation Thickness (in.)	Approximate Diameter (in.)	Net Weight	
						LB/MFT	KG/KM
26313-08-030AIA	18	8	Solid	0.015	0.560	166	247
26313-07-030AIA	18	7	Solid	0.015	0.540	152	226
26313-05-030AIA	18	5	Solid	0.015	0.500	164	244
26313-03-030AIA	18	3	Solid	0.015	0.510	180	268
26314-05-030AIA	16	5	Solid	0.015	0.517	125	186
26314-03-030AIA	16	3	Solid	0.015	0.467	147	219
26314-02-030AIA	16	2	Solid	0.015	0.517	125	186
26315-04-030AIA	14	4	Solid	0.015	0.540	165	246
26315-02-030AIA	14	2	Solid	0.015	0.556	156	232
26316-04-030AIA	12	4	Solid	0.015	0.590	192	286
26316-02-030AIA	12	2	Solid	0.015	0.554	177	263

Note: All dimensions are nominal and are subject to normal manufacturing tolerance. Specifications are subject to change without prior notice.

Refer to CEC for Ampacity

Non-shielded, Jacketed  
Armoured

## Fire Alarm Cable Shielded, Jacketed, Armoured

PVC, AIA/PVC

### SPECIFICATIONS

- CSA, FT4
- FAS 105

\*Refer to CE Code for details



### CONSTRUCTION

**Conductor:** Solid Bare Copper

**Insulation:** Polyvinyl Chloride (PVC)

**Armour:** Flexible Aluminum Interlocked Armour (AIA)

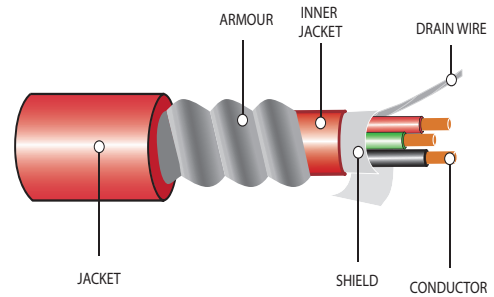
**Shield:** 100% Aluminum Foil Shield

**Outer Jacket Material:** Polyvinyl Chloride (PVC)

**Cable Temperature:** -20 °C TO 105°C

**Voltage:** 300V

**Options:** Non armoured or steel armour available upon request



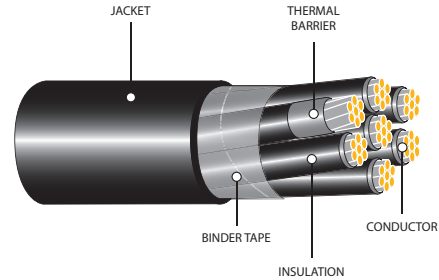
Part Number	AWG Size	No. of Conductors	Stranding	Insulation Thickness (in.)	Approximate Diameter (in.)	Net Weight	
						LB/MFT	KG/KM
26323-02-030AIA	18	2	Solid	0.015	0.498	72	108
26323-04-030AIA	18	4	Solid	0.015	0.520	105	156
26323-05-030AIA	18	5	Solid	0.015	0.531	118	177
26323-08-030AIA	18	8	Solid	0.015	0.610	121	181
26324-02-030AIA	16	2	Solid	0.015	0.400	65	97
26324-03-030AIA	16	3	Solid	0.015	0.406	70	104
26324-05-030AIA	16	5	Solid	0.015	0.440	99	147
26325-02-030AIA	14	2	Solid	0.015	0.422	114	170
26325-04-030AIA	14	4	Solid	0.015	0.540	165	246

Note: All dimensions are nominal and are subject to normal manufacturing tolerance.  
Specifications are subject to change without prior notice.

Refer to CEC for Ampacity

## VitaLink 2000 Security Cable

Fire Resistive Control/Power, LSZH



### SPECIFICATIONS

- CSA R90 FT4
- CUL CIC TC RW90
- ABS for Marine Shipboard
- Sunlight Resistant
- API 2218/UL1709 Rapid Rise 2000F

\*Refer to CE Code for details



### CONSTRUCTION

**Conductor:** Stranded Nickel Coated Copper

**Insulation:** Low Smoke Zero Halogen (LSZH)

**Outer Jacket:** Low Smoke Zero Halogen (LSZH)

**Voltage:** 600V

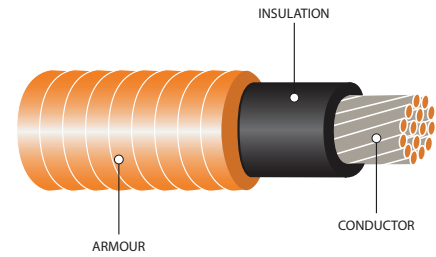
**Options:** Other colours/constructions available upon request. Connectors available upon request

Part Number	AWG Size	Number of Conductors	Stranding	Insulation Thickness (in.)	Approximate Diameter (in.)	Net Weight		Min. Bending Radius (in.)
						LB/MFT	KG/KM	
26-VP03014-004	14	3	19	0.045	0.680	234	348	2.72
26-VP07014-002	14	7	19	0.045	0.930	442	658	3.72
26-VP02014-001	14	12	19	0.045	1.220	703	1046	5.00
26-VP02012-004	12	2	19	0.045	0.680	224	333	2.72
26-VP03012-006	12	3	19	0.045	0.720	273	406	2.88
26-VP04012-001	12	4	19	0.045	0.780	317	472	3.12
26-VP07012-003	12	7	19	0.045	0.980	525	781	3.92
26-VP02010-001	10	2	49	0.045	0.760	287	427	3.04
26-VP03010-002	10	3	49	0.045	0.800	355	528	3.20
26-VP04010-002	10	4	49	0.045	0.920	453	674	3.68
26-VP07010-004	10	7	49	0.045	1.100	692	1030	4.40

Refer to CEC for Ampacity

Note: All dimensions are nominal and are subject to normal manufacturing tolerance. Specifications are subject to change without prior notice.

## VitaLink MC 2-Hour Fire Rated Cable



### SPECIFICATIONS

- CSA RC90
- 2HR Fire Rated Per ULC S139 with hose stream, horizontal and vertical applications

\*Refer to CE Code for details



### CONSTRUCTION

- Conductor:** Annealed copper conductor
- Insulation:** Ceramifiable silicon insulation
- Armour:** Continuously welded and corrugated copper armour
- Cable Temperature:** 90°C Wet
- Voltage:** 600V
- Options:** Connectors and brass plates available upon request

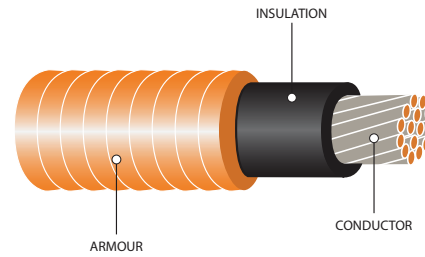
Part Number	AWG Size	Number of Conductors	Approximate Diameter (in.)	Approximate Diameter (mm.)	Net Weight	
					LB/MFT	KG/KM
26-VM011X0-500	1/0	1	1.00	25.40	815	1213
26-VM012X0-500	2/0	1	1.04	26.42	925	1376
26-VM013X0-500	3/0	1	1.08	27.43	1055	1570
26-VM014X0-500	4/0	1	1.16	29.46	1235	1838
26-VM011X0-500	250	1	1.22	30.99	1410	2098
26-VM01350-500	350	1	1.35	34.29	1795	2671
26-VM01500-500	500	1	1.50	38.10	2350	3497
26-VM01750-500	750	1	1.73	43.94	3285	4888
26-VM2014-500	14	2	0.82	20.83	395	588
26-VM2012-500	12	2	0.82	20.83	415	617
26-VM2010-500	10	2	0.89	22.61	475	707
26-VM03014-500	14	3	0.82	20.83	425	632
26-VM03012-500	12	3	0.89	22.61	475	707
26-VM03010-500	10	3	0.94	23.88	542	806
26-VM03008-500	8	3	1.04	26.42	675	1004
26-VM03006-500	6	3	1.16	29.46	840	1250
26-VM03004-500	4	3	1.24	31.50	1140	1696
26-VM03003-500	3	3	1.30	33.02	1210	1800
26-VM03002-500	2	3	1.41	35.81	1400	2083
26-VM03001-500	1	3	1.59	40.39	1715	2552

3 and 4 conductor cables continued on next page...

Refer to CEC for Ampacity

Note: All dimensions are nominal and are subject to normal manufacturing tolerance. Specifications are subject to change without prior notice.

## VitaLink MC 2-Hour Fire Rated Cable



### SPECIFICATIONS

- CSA RC90
- 2HR Fire Rated Per ULC S139 with hose stream, horizontal and vertical applications

\*Refer to CE Code for details



### CONSTRUCTION

- Conductor:** Annealed copper conductor
- Insulation:** Ceramifiable silicon insulation
- Armour:** Continuously welded and corrugated copper armour
- Cable Temperature:** 90°C Wet
- Voltage:** 600V
- Options:** Connectors and brass plates available upon request

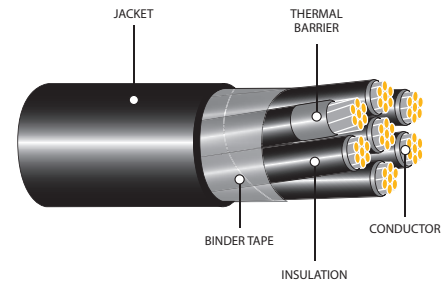
Part Number	AWG Size	Number of Conductors	Approximate Diameter (in.)	Approximate Diameter (mm.)	Net Weight	
					LB/MFT	KG/KM
26-VM031X0-500	1/0	3	1.67	42.42	1990	2961
26-VM032X0-500	2/0	3	1.80	45.72	2345	3489
26-VM033X0-500	3/0	3	1.92	48.77	2755	4099
26-VM034X0-500	4/0	3	2.04	51.82	3305	4917
26-VM03250-500	250	3	2.26	57.40	3870	5758
26-VM03350-500	350	3	2.48	62.99	5015	7462
26-VM03500-500	500	3	2.82	71.63	6720	9999
26-VM04014-500	14	4	0.89	22.61	480	714
26-VM04012-500	12	4	0.94	23.88	575	856
26-VM04010-500	10	4	1.00	25.40	635	945
26-VM04008-500	8	4	1.16	29.46	8.15	12
26-VM04006-500	6	4	1.22	30.99	990	1473
26-VM04004-500	4	4	1.35	34.29	1285	1912
26-VM04003-500	3	4	1.41	35.81	1475	2195
26-VM04002-500	2	4	1.50	38.10	1710	2544
26-VM04001-500	1	4	1.73	43.94	2485	3697
26-VM041X0-500	1/0	4	1.82	46.23	2485	3697
26-VM042X0-500	2/0	4	1.95	49.53	2935	4367
26-VM043X0-500	3/0	4	2.12	53.85	3530	5252
26-VM044X0-500	4/0	4	2.26	57.40	4205	6257
26-VM04250-500	250	4	2.46	62.48	4925	7328
26-VM04350-500	350	4	2.71	68.83	6420	9552
26-VM04500-500	500	4	3.13	79.50	8740	13004

Refer to CEC for Ampacity

Note: All dimensions are nominal and are subject to normal manufacturing tolerance. Specifications are subject to change without prior notice.

## VitaLink TC/NCC Cable

Fire Resistive Control Power, LSZH



### SPECIFICATIONS

- CSA R90 FT4
- CUL CICTC
- ABS for Marine Shipboard
- Sunlight Resistance
- Third Party Fire Test (RCSS) IEC 60331 Modified 2000°F

\*Refer to CE Code for details



### CONSTRUCTION

**Conductor:** Stranded nickel coated copper

**Insulation:** Low smoke zero halogen (LSZH)

**Outer Jacket Material:** Low smoke zero halogen (LSZH). Polyolefin

**Cable Temperature:** 90°C dry, 75°C wet

**Voltage:** 600V

**Options:** Other colours/constructions available upon request. Connectors available upon request

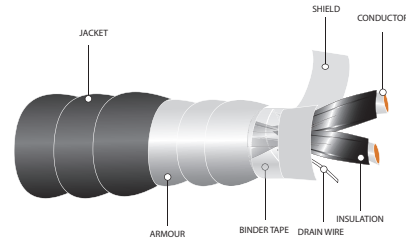
Part Number	AWG Size	Number of Conductors	Stranding	Insulation Thickness	Approximate Diameter	Net Weight		Minimum Bending Radius (in.)
				in.	in.	LB/MFT	KG/KM	
26-VP03014-000	14	3	19	0.045	0.570	175	260	2.28
26-VP04014-000	14	4	19	0.045	0.600	220	329	2.50
26-VP07014-000	14	7	19	0.045	0.720	316	470	3.00
26-VP12014-000	14	12	19	0.045	0.990	514	765	4.00
26-VP02012-000	12	2	19	0.045	0.560	171	254	2.25
26-VP03012-000	12	3	19	0.045	0.590	209	340	2.50
26-VP04012-000	12	4	19	0.045	0.640	242	360	2.75
26-VP02010-000	10	2	49	0.045	0.640	222	330	2.75
26-VP03010-000	10	3	49	0.045	0.680	277	412	2.75
26-VP04010-000	10	4	49	0.045	0.750	327	487	3.00
26-VP07010-000	10	7	49	0.045	0.940	551	820	4.00
26-VP03008-005	8	3	133	0.060	0.930	536	798	3.75
26-VP04008-003	8	4	133	0.060	1.020	585	870	4.25
26-VP03004-005	6	3	133	0.060	1.010	672	1000	4.04
26-VP04006-002	6	4	133	0.060	1.160	779	1160	4.75
26-VP03004-002	4	3	133	0.060	1.140	894	1330	4.56
26-VP04004-003	4	4	133	0.060	1.260	1052	1565	5.04
26-VP03002-001	2	3	665	0.060	1.270	1230	1830	5.08
26-VP04002-001	2	4	665	0.060	1.410	1430	2128	5.64

Note: All dimensions are nominal and are subject to normal manufacturing tolerance.  
Specifications are subject to change without prior notice.

Refer to CEC for Ampacity

## VitaLink MC/NCC Cable

Fire Resistant Instrumentation, LSZH, PVC



### SPECIFICATIONS

• CSA, FT4

\*Refer to CE Code for details



### CONSTRUCTION

**Conductor:** Stranded nickel coated copper

**Insulation:** Low smoke zero halogen (LSZH)

**Armour:** Continuously welded and corrugated aluminum

**Shield:** Copper/Mylar Tape with drain ground (optional)

**Outer Jacket Material:** Polyvinyl Chloride (PVC) Black

**Cable Temperature:** 90°C dry, 75°C wet

**Voltage:** 600V

**Options:** Low smoke zero halogen polyolefin jacket and other colours and copper armour upon request. Connectors available upon request

Part Number	AWG Size	Number of Pairs	Shields	Stranding	Insulation Thickness (in.)	Approximate Diameter (in.)	Net Weight		Minimum Bending Radius (in.)
							LB/MFT	KG/KM	
26-VP02016-007	16	1	SP	19	0.030	0.760	200	298	4.750
26-VP02016-010	16	1	NS	19	0.030	0.720	178	265	4.500
26-VP04016-002	16	2	SPOS	19	0.030	1.070	361	537	6.800
26-VP08016-000	16	4	SPOS	19	0.030	1.230	479	713	8.000
26-VP16016-002	16	8	SPOS	19	0.030	1.560	771	1147	10.250
26-VP24016-006	16	12	SPOS	19	0.030	1.840	1080	1607	12.000

Refer to CEC for Ampacity

Note: All dimensions are nominal and are subject to normal manufacturing tolerance. Specifications are subject to change without prior notice.



## AWG to Metric Conversion Chart

AWG	mm <sup>2</sup>	AWG	mm <sup>2</sup>	AWG	mm <sup>2</sup>	AWG	mm <sup>2</sup>
28	0.08	14	2.08	2	33.63	300	152.01
26	0.13	12	3.31	1	42.41	350	177.35
24	0.20	10	5.26	1/0	53.51	400	202.68
22	0.32	8	8.37	2/0	67.44	500	253.35
20	0.52	6	13.30	3/0	85.03	600	304.02
18	0.82	4	21.15	4/0	107.22	750	380.03
16	1.31	3	26.66	250	126.68	1000	506.71

## Length Conversions

From	To	Multiply By	From	To	Multiply By
Kilometers	Miles	0.06214	Miles	Kilometers	1.6093
Meters	Feet	3.2808	Yards	Meters	0.9144
Meters	Inches	39.3701	Feet	Meters	0.3048
Meters	Yards	1.0936	Feet	Centimeters	30.48
Centimeters	Inches	0.3937	Inches	Meters	0.0254
Centimeters	Feet	0.03281	Inches	Centimeters	2.54
Millimeters	Inches	0.03937	Inches	Millimeters	25.4
Millimeters	Mils	39.3701	Inches	Mils	1000.0
Mils	Inches	0.001	Mils	Millimeters	0.0254

## Mass Conversions

From	To	Multiply By	From	To	Multiply By
Kilograms	Pounds	2.205	Pounds	Kilograms	0.4535
Kilograms	Short Tons	0.0011	Short Tons	Kilograms	907.1848
Grams	Grains	15.4323	Grains	Grams	0.0647
Grams	Ounces	0.0352	Ounces	Grams	28.3495

## Length & Mass Conversions

From	To	Multiply By
KG/KM	LBS/MFT	0.6719
LBS/MFT	KG/KM	1.488

## Temperature Conversions

From	To	Multiply By
Celsius	Fahrenheit	(°C x 9/5) + 32
Fahrenheit	Celsius	(°F - 32) x 5/9

# Our Value Added Services

## Cable Management Program

- Competitive contract pricing
- Customer specified tagging requirements
- Customer specified reel sizes
- Custom cut lengths
- Long lengths capability
- Timely product releases  
(reduces on-site storage space and costs)
- Product on-site scheduling
- Custom packing slips
- Bar coded product labels
- Weatherproof reel tags
- Expediting and progress reports

## Specialized Technical Assistance

- Technical expertise on cable applications, installation procedures, ampacities, bending radii, terminations and cable selection

## Customized Cable Solutions

- Special constructions built to customer specifications when requested

## International Export Services

- Specialized export services, packaging, labeling, freight consolidation, customs advisory services and adherence to Incoterms 2010

## Paralleling

- Offers a contractor a significant installation advantage in a single reel containing multiple phase conductors

## Lagging

- A safe method of protecting cables that must be transported through rough terrain involving 2" x 4" lumber 'lags' which are fastened across the flanges encasing the cable reel

## Pulling Eyes and Bolts

- A pulling line can be attached to the cable when requested to aid in the installation of cables into conduit, tray or duct

## Just-In-Time (JIT)

- Just-in-time shipments to job sites across North America through our network of distribution warehouses
- Our stocking, cutting and shipment expertise ensure that your wire and cable requirements are satisfied and project delays eliminated

## After Hours, Emergency Service

- We understand that our customers' needs don't always fall within the course of a normal business day, therefore we provide 24/7 service

Quality Service is Our  
Source of Pride

# Largest Stocked Inventory in Western Canada

## Building Wire

- AC90 Armoured Cables
- Fire Alarm Cables
- ACWU Armoured Cables
- NMD90 / NMWU90 Cables
- Solid / Stranded Bare Copper
- RA90 / Armoured Cables CU / AL
- SIMpull Solutions®
- RW90 / RWU 90 CU / AL
- T90 CU / TW75 / TWH / TWU
- LVT

## Connectors

- Armoured Cable Connectors
- Explosion-proof Connectors
- Strain Reliefs Metal & Nylon
- High Voltage Termination Kit
- Tray Cable Connectors

## Control Cables

- Multiconductor
  - Armoured / Unarmoured
- Portable Control Cables
- Shielded Control Cables
- Custom Bundling / Armouring

## Communication

- Computer Cables
- Inside / Outside Plant Wires
- Telephone Cables
- Plenum Cables
- Direct Burial

## Data Cables

- Category 5E, 6, 6A, 7 Rated Cables
- Co-Axial / Twin-Axial Cables
- Ethernet Cables
- Network Cables
- Patch Cords (Copper / Fiber Optic)
- Armoured Data Cables

## Electronic Cables

- Armoured Cables
- Audio / Visual Cables
- Broadcast Cables
- Low Capacitance Wires
- Plenum Wires
- Precision Video Wires
- Industrial Automation Cables
- Belden® Classics & NewGen

## Fiber Optic Cables

- SM / MM
- Loose Tube, Tight Buffer
- Indoor / Outdoor / Riser / ADSS

- Armoured / Non-Armoured
- Hybrid Fiber
- Specialty XPRLTM / RLTM

## Instrumentation Cables

- Armoured / Unarmoured
  - Interlocked Steel / Aluminum
- Multiconductor / Pairs / Triads
- Shielded / Unshielded

## Marine Cables

- Boat Cables
- Shipboard Cables
- Offshore Rig / Marine Cables

## Mining Cables

- Blasting Wires
- Mine Power Feeder Cables
- Portable Power Cables
  - Type W, G, GGC, SHDGC (2KV - 35 KV)
- Trailing Cables
- Cable Assemblies
- Vertical Riser Cables

## Portable Cords

- High Temperature Cables
- Ultraflex™ Low Temperature Cords
- Ultraflex™ Extension Cords
- Retractable Cords
- Type: SJ00W, SO0W, SJTOW, STOW
- Welding Cables
- Stage Lighting
- Landscape Lighting
- Multiconductor

## Power Cables

- ACSR / AAC Linewire
- High Voltage Power Cables
- Overhead Service (NS75 / NS90)
  - Duplex, Triplex, Quadruplex
- Underground Service
  - USEI, USEB
- TECK 90 HL Cables (600V - 35KV)
- Tray Cables
  - Power and Control
- Underground Distribution
- Airguard™

## Specialty Wire / Products

- Coil Lead Wires
- European Cables (CE & VDE approved)
- 2HR Fire Rated
- VITALink® Fire Resistive
- Teflon® Insulated Wires
- SIS Switchboard Wires

- TEW Equipment Wires
- TR64
- Low Smoke Zero Halogen Cables
- Milspec Hookup Wires
- Tracer Wires
- Utility Hydro Cables
- Split Loom
- Automotive Cables
- Variable Frequency Drive (VFD) Cables
- Thermocouple Wires
- Heat Trace Cables
- Grounding Cables

## Specialty Cords / Cables

- Extra Flexible Portable Cables
- Parallel Conductor Cords
- Small Diameter Flexible Control (SDN)
- Traffic Signal Cables CLMTO / IMSA
- Trailer Cables
- Airport Lighting Cables
- Battery Cables
- Diesel Locomotive Cables
- Reeling Cables
- Pendant Cables / Festoon

## Custom-Built Cables

- Made to Customer Specifications

## Accessories

- Hardware, Lugs, Cable Ties
- 3M Accessories

## SIMPull Solutions®

- Maxis® 6K Tugger
- Maxis® 3K Tugger
- Maxis® Grips™
- QWIKrope®
- Swivel
- SIMpull™ REEL
- SIMpull HEAD®
- SIMpull® Flange
- SIMpull™ Cradle
- GRIPit™
- A Frame

## VALUE ADDED SERVICES

- Cable Management Program
- Specialized Technical Assistance
- 24/7 Emergency Shipping Service
- International Export Services
- Custom Cables / Printing / Cutting
- Paralleling / Lagging / Tagging
- Bundling / Armouring
- Bar Coding and Inventory Tracking
- State-of-the-Art Distribution Centre



### VANCOUVER

Call 1.800.665.1025  
10449 120th Street  
Surrey, BC V3V 4G4  
Tel: 604.528.3600  
Fax: 604.528.3790

### EDMONTON

Call 1.800.252.7545  
11330 189 Street NW  
Edmonton, AB T5S 2V6  
Tel: 780.944.9331  
Fax: 780.486.3182

### CALGARY

Call 1.855.717.3900  
#105-10710 25th Street NE  
Calgary, AB T3N 0A1  
Tel: 403.717.3900  
Fax: 403.717.3910

### SASKATOON

Call 1.855.385.3800  
3403 Faithfull Avenue  
Saskatoon, SK S7K 8H6  
Tel: 306.385.3800  
Fax: 306.385.3810

### WINNIPEG

Call 1.800.665.2491  
25 Meridian Drive  
Winnipeg, MB R2R 1J4  
Tel: 204.982.9290  
Fax: 204.661.8459